


3-EVF-200

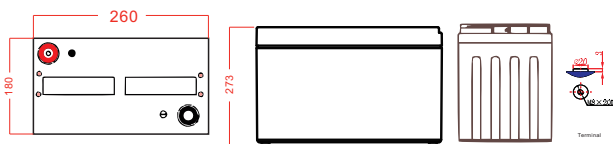


General Features

- > High Corrosion Resistant Performance: Pb-Ca multi-alloy grid
- > High Energy Density and Power Density
- > Excellent Charge Acceptance Ability
- > Strong High and Low Temperature Performance
- > Optimized Capability of instant High-current Discharging
- > Low self-discharge rate



Dimension: 260(L)×180(W)×268(H)×273(TH) Unit: mm



Applications

- > Electric vehicle
- > Electric wheelchair
- > Electric scooter
- > Electric play car for children
- > Garbage truck
- > Patrol car

Specification

Nominal Voltage	6V
Nominal Capacity	200Ah
Design life	5 years
Terminal	M8
Approx. Weight	Approx32.5kg (71.5lbs)
Container Material	ABS
	232Ah → 10Hour Rate (23.2A to 5.25V)
	200Ah → 3Hour Rate (66.7A to 5.25V)
	158Ah → 1Hour Rate (158A to 5.25V)
	Discharge: -20 ~50°C(-4~ 122°F)
Operating Temperature	Charge: -20 ~50°C(-4~ 122°F)
	Storage: -20 ~50°C(-4~ 122°F)
	Float Use:6.85-6.95V@25°C
Charge Method (25 °C)	Cycle Use :7.35-7.45V,@25°C
	Max charge current 30.0A
	Self discharge

Constant Current Discharge Characteristics Unit: A (25°C, 77°F)

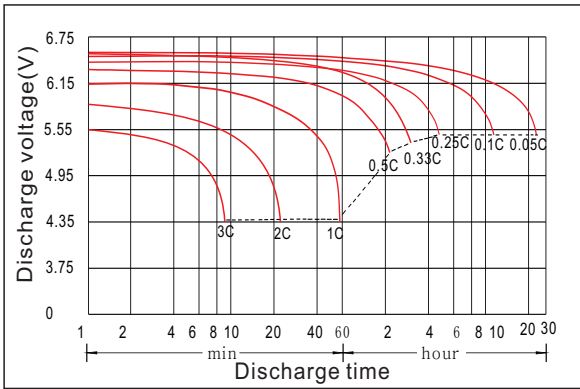
F.V/Time	5Minin	15Minin	30Minin	1h	2h	3h	5h	8h	10h	20h
1.60V	851	457	278	163	93.2	69.1	45.4	29.1	23.9	12.6
1.65V	825	443	273	162	92.8	68.4	45.0	28.9	23.7	12.5
1.70V	792	434	269	160	92.1	67.4	44.5	28.6	23.5	12.4
1.75V	728	420	266	158	90.6	66.7	44.0	28.4	23.2	12.4
1.80V	653	391	255	154	89.0	66.2	42.8	28.2	23.0	12.3
1.85V	582	349	232	143	84.5	62.3	40.7	27.0	22.3	12.1

Constant Power Discharge Characteristics Unit: W/cell(25°C, 77°F)

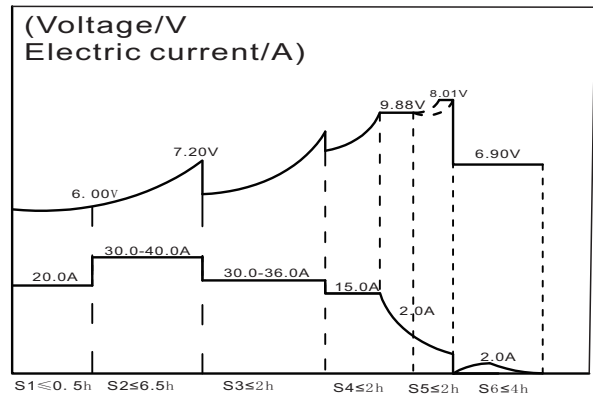
F.V/Time	5Minin	15Minin	30Minin	1h	2h	3h	5h	8h	10h	20h
1.60V	851	457	278	163	93.2	69.1	45.4	29.1	23.9	12.6
1.65V	825	443	273	162	92.8	68.4	45.0	28.9	23.7	12.5
1.70V	792	434	269	160	92.1	67.4	44.5	28.6	23.5	12.4
1.75V	728	420	266	158	90.6	66.7	44.0	28.4	23.2	12.4
1.80V	653	391	255	154	89.0	66.2	42.8	28.2	23.0	12.3
1.85V	582	349	232	143	84.5	62.3	40.7	27.0	22.3	12.1

3-EVF-200

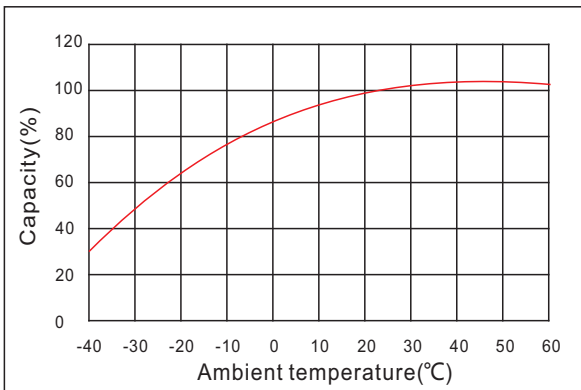
Discharge characteristic



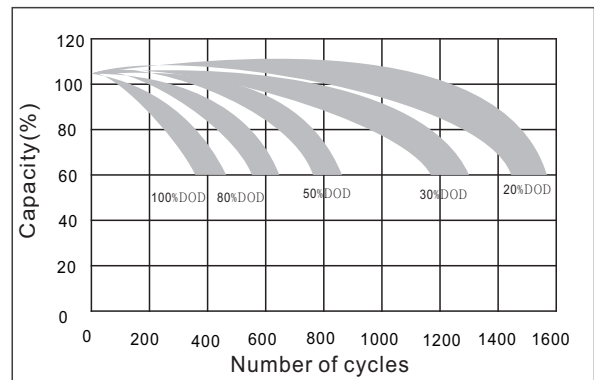
Charging characteristic



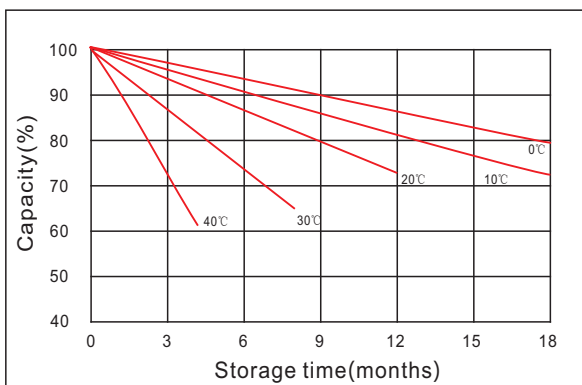
The effect of temperature on capacity



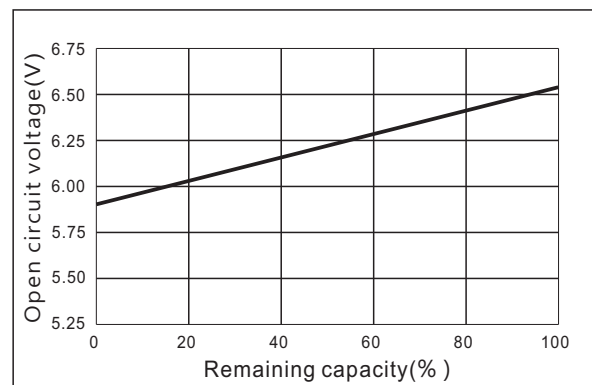
The effect of discharge depth on cycle life



Curves of self-discharge



Curves of open circuit voltage vs. capacity



www.kiju.com.cn info@kiju.com.cn

Jiangxi Jingjiu Power Science&Technology Co. Ltd.
Add: 1388 Fushan No.1 Street, Xiaolan Economic Development Zone, Nanchang City, Jiangxi Province, China.

+86-791-85982779 +86-791-85989842

Jiangxi Jingjiu Power (Jiujiang) Co. Ltd.
Add: Xiwang Rd, Aicheng Industrial Park, Yongxiu Country, Jiujiang City, Jiangxi Province, China.

